



























# Digital contents

	 Teacher notes	 Prior learning support	 Animated worked example	 GDC support	 Additional exercises	 End of chapter test	 Mixed review exercise
	Page number						
1 Measuring space: accuracy and geometry	2	3	11, 26, 34	14, 18, 20, 24	12, 26, 35	36	
2 Representing and describing data: descriptive statistics	44	45	51, 60, 67	51, 53, 59, 68	50, 58, 64, 71	72	75
3 Dividing up space: coordinate geometry, lines, Voronoi diagrams, vectors	82	83	100, 106, 124,	87, 90, 100, 124	85, 95, 101, 112, 118, 126	127	130
4 Modelling constant rates of change: linear functions and regressions	140	141	156, 161, 172, 186	148, 156, 162, 166, 179, 180, 185, 192	153, 167, 177, 189, 195	197	198
5 Quantifying uncertainty: probability	204	205	219 (x2)		210, 215, 220, 223	224	226
6 Modelling relationships with functions: power and polynomial functions	232	233	243, 245, 248, 256	235, 238, 245, 248, 259, 264, 269	244, 257, 265, 277	279	281
7 Modelling rates of change: exponential and logarithmic functions	288	289	293, 297, 304	293, 297, 299, 304, 305, 306, 308, 315, 316	300, 309, 317, 327, 330	331	332
Continued on next page ->							

	 Teacher notes	 Prior learning support	 Animated worked example	 GDC support	 Additional exercises	 End of chapter test	 Mixed review exercise
	Page number						
8 Modelling periodic phenomena: trigonometric functions and complex numbers	338	339	349, 355, 362, 365	345, 349, 355, 358, 362, 365	342, 350, 356, 363, 366	366	368
9 Modelling with matrices: storing and analyzing data	372	373	394, 417	386, 387, 404, 409, 417	376, 383, 389, 400, 405, 412, 420	420	422
10 Analyzing rates of change: differential calculus	426	427	440, 460, 463	431, 437, 438, 440, 456, 460	441, 454, 464	465	467
11 Approximating irregular spaces: integration and differential equations	472	473	493, 505, 512	479 (x2), 480, 496, 499 (x2), 500, 505, 506, 512, 522	485, 498, 513, 517, 523	524	526
12 Modelling motion and change in 2D and 3D: vectors and differential equations	532	533	538, 545, 549, 556	556	539, 546, 555, 561	561	563
13 Representing multiple outcomes: random variables and probability distributions	570	571	589, 607	582, 584, 589 (x2), 591, 596, 598, 599, 612	579, 586, 591, 600, 603, 613	614	616
Continued on next page ->							

							
	Teacher notes	Prior learning support	Animated worked example	GDC support	Additional exercises	End of chapter test	Mixed review exercise
	Page number						
14 Testing for validity: Spearman's hypothesis testing and $X^2$ test for independence	622	624	631, 654, 679	626, 631, 634, 636, 640, 641, 644, 646, 647, 648, 654, 658, 661, 662, 666, 667, 678, 679	627, 637, 649, 655, 668, 682	683	684
15 Optimizing complex networks: graph theory	690	691	709, 710, 716, 723		697, 706, 712, 718, 727	728	729

				
Large data set	Exam practice	Practice exam papers	Worked solutions	Syllabus coverage
Page number				
45, 49, 50, 595	133, 335, 529, 733	vi	vi, 765	vi